

# RELATIONSHIP BETWEEN ADULTHOOD SKIN DISORDERS AND ATOPIC DERMATITIS IN THE CHILDHOOD

L. MISERY<sup>(1)</sup>, S. SEITE<sup>(2)</sup>, V. DELVIGNE<sup>(2)</sup>, S. SALAH<sup>(2)</sup>, C. TAIEB<sup>(3)</sup>

<sup>(1)</sup>Department of Dermatology, University Hospital of Brest, Brest, France - <sup>(2)</sup>La Roche-Posay Dermatological Laboratories, Levallois-Perret, France - <sup>(3)</sup>European Market Maintenance Assessment, Fontenay-sous-Bois, France

## INTRODUCTION

Atopic dermatitis (AD) (or constitutional eczema) is an inflammatory, pruriginous chronic affection common in children and young adults, which despite its dependence on hereditary factors has increased in prevalence over the last few decades. This fact can be best explained by the influence of environmental factors which are still not fully understood. The majority (up to 80%) of children who suffer from eczema find that their lesions disappear during their first 10 years of life. For others, their skin condition can last for decades. We need a better understanding of the dermatological future of these atopic children to prevent more future skin disorders.

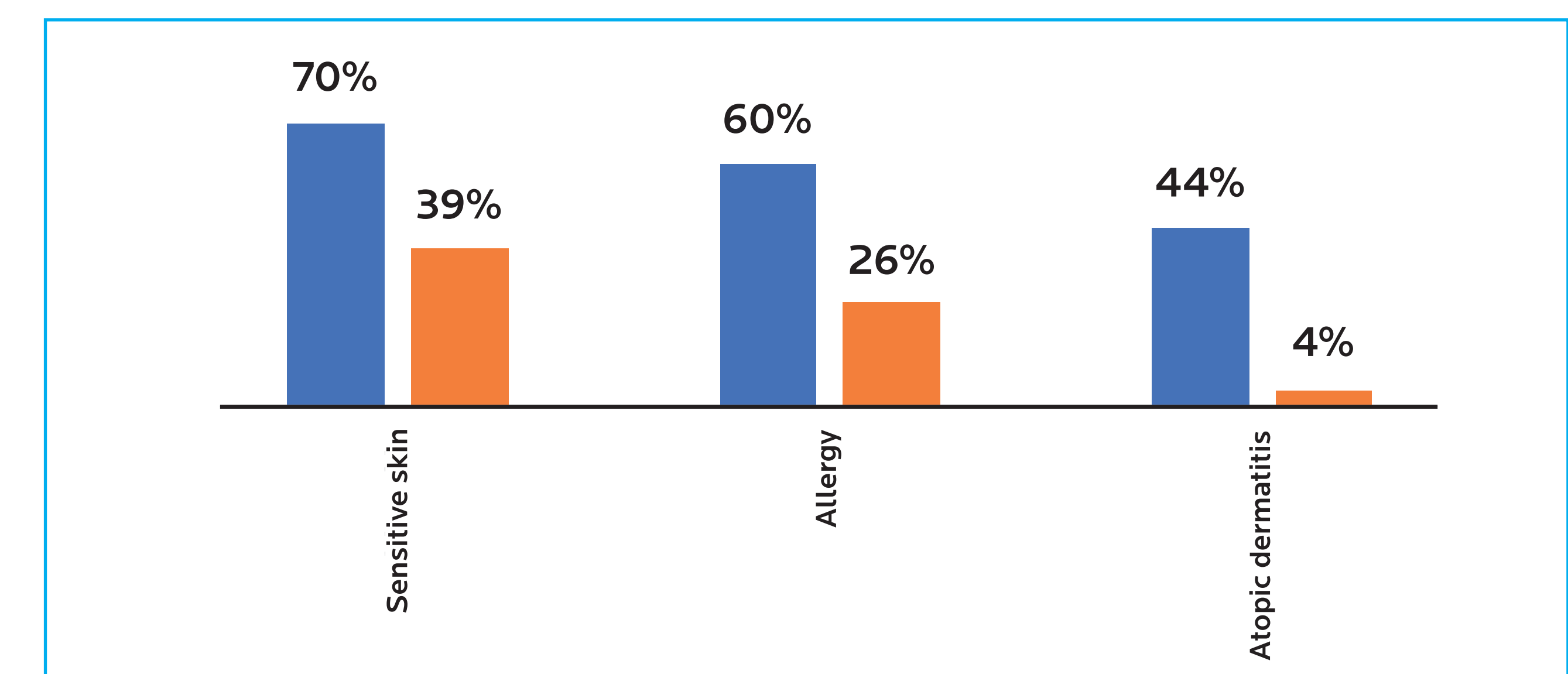
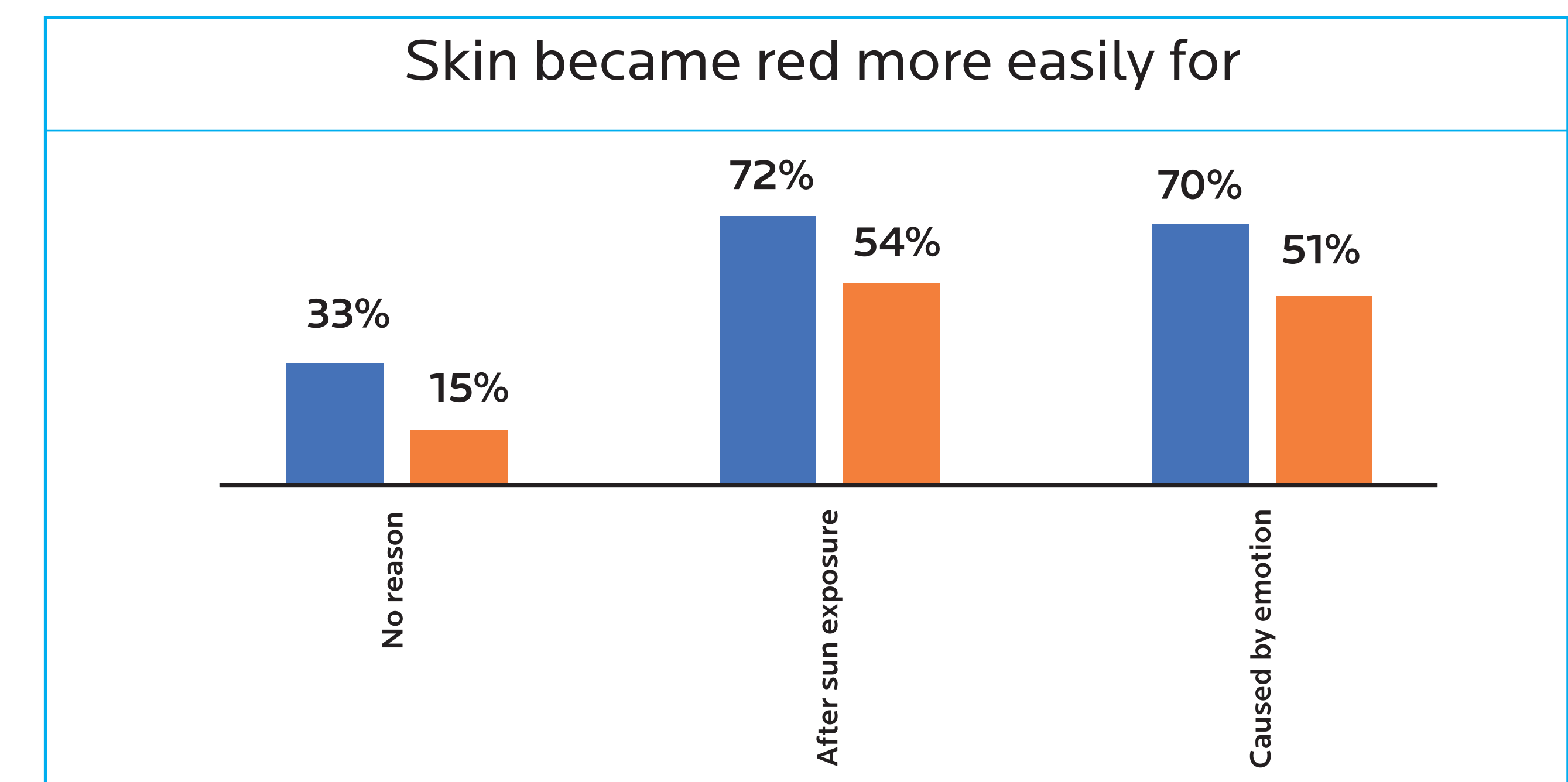
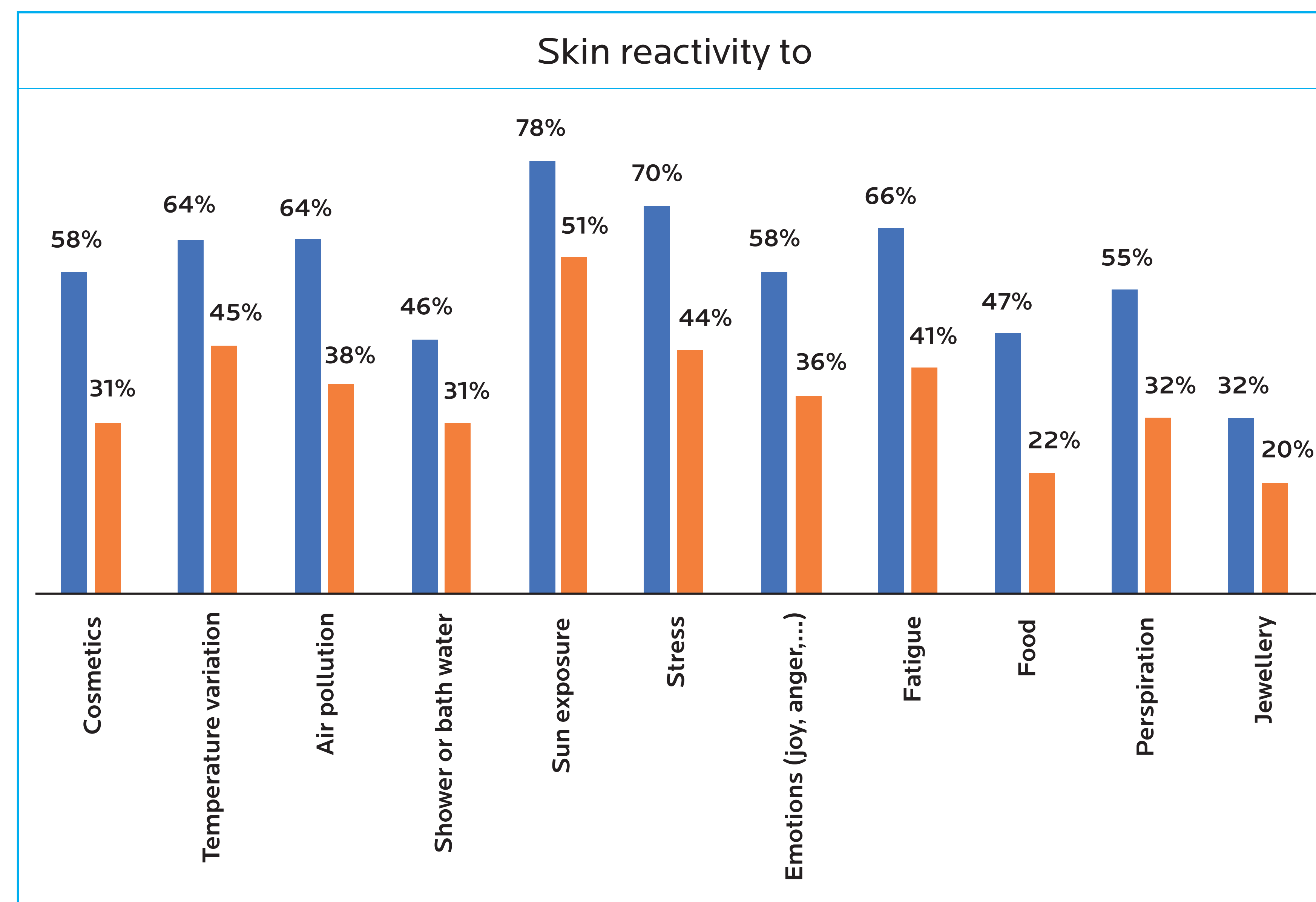
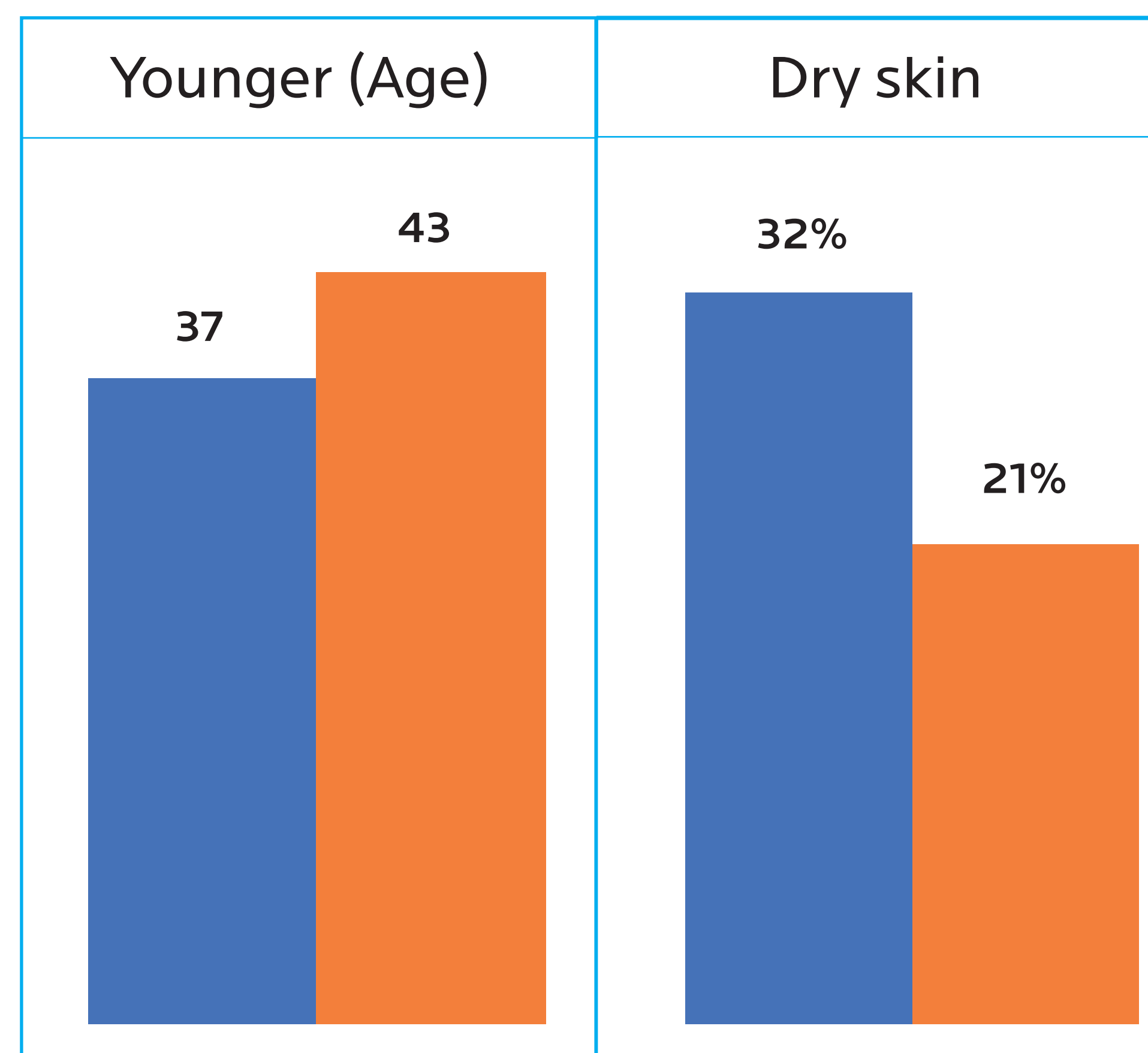
## METHODS

We used the quota method by gender, age, occupation of the head of the family and regional distribution to render the study population representative of the general adult population of each surveyed country (Brazil, China, France, Russia and USA).

Each participant accepted to fill in a digital questionnaire with an estimated time-to-fill of 11 minutes, including questions regarding sensitive skin syndrome. Because this study used completely anonymized data and did not involve patient contact, an institutional review board approval was not required.

## RESULTS

11 067 persons completed the survey and 29% of respondents declares suffering eczema or atopic dermatitis, as a child with a non-response rate of 11%. Compared to the no history of AD group, the group with history of AD are characterized by significantly\* more:



■ History of AD ■ No history of AD

\*: Relative risks ranges from 1.27 to 11 with P-values <0.001.

## CONCLUSION

According to our results, experiencing atopic dermatitis in the childhood significantly increases the risk of developing various skin disorders. An adequate disease management in the childhood may probably reduce this risk. More investigation of the impact of children AD overall care on the future skin disorders are needed to reduce the risk and improve the quality of life of these patients.